

SF-MATORO™ Drain

**The interlocking water-permeable
paving system for heavy loads**



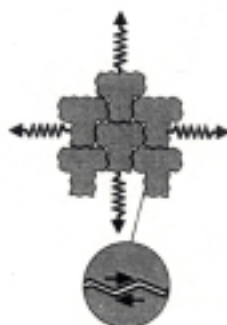
With drainage openings and extra wide joints for gravel filling



Permeable paving stone system with interlocking performance over the entire pavement



Drain openings at four corners of the Matoro[®]-Drain



Two dimensional interlock of the Matoro[®]-Drain pavement



Combination of Matoro[®]-Drain and Matoro[®]



Matoro[®]
joint width:
3mm




Matoro[®]-Drain
joint width:
5mm



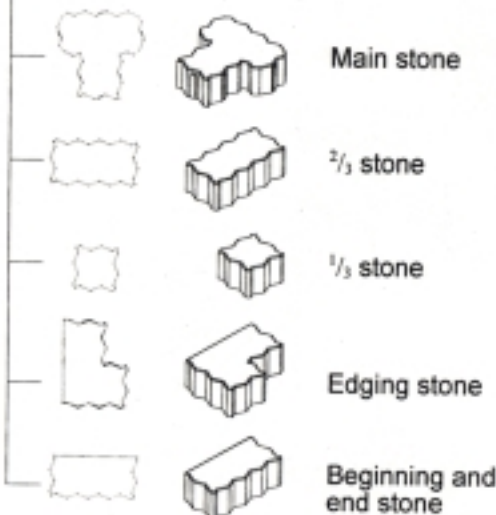
Matoro[®]-Drain and Matoro[®]
joint width:
4mm



System Solution



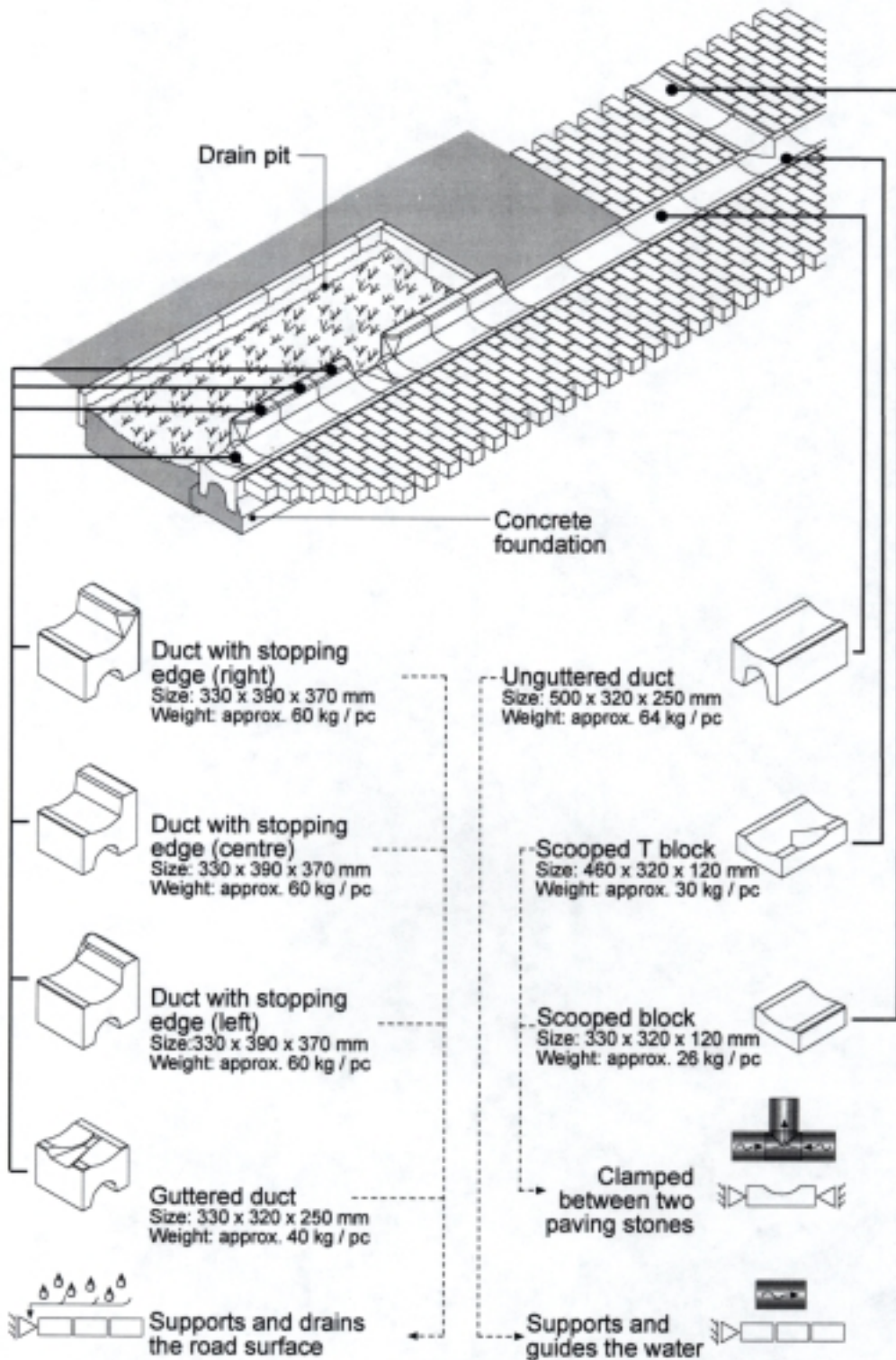
The Matoro[®]-Drain pavement results in opening portions of approx. 8.5% per m².



Supplementary stones from the Matoro[®] program

The drainage system for stormwater

The components of a water drainage system for permanent drainage of pavements without sewer connection.



SF-Eco[®]Duct

Tel: (905) 828 2868
Fax: (905) 828 0696
E-mail: info@sfconcrete.on.ca

SF CONCRETE TECHNOLOGY INC.
2155 Dumain Dr., Suite 25
Mississauga, Ontario
L5L 4M1